



SWING CADDIE

SC300 **i**



User Manual

English | 한국어 | 日本語

www.voicecaddie.com

MySwingCaddie App Download



Main Function

- Real time feed back of Shot data
- Shot trajectory graphs
- Shot data stats
- Practice / Target Mode
- The latest firmware Update



SC300i



1. Provides Metrics for Your Practice Session

- Carry / Total Distance (Carry + Run)
- Swing Speed
- Ball Speed
- Launch Angle
- Apex
- Smash Factor

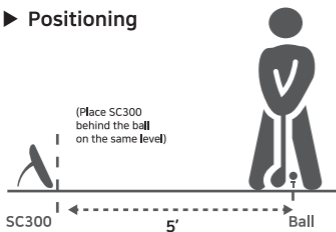
2. Personalized Golf Launch Monitor

- Connect with the Swing Caddie App to Provide Various Statistical Analysis and Platforms
- Distance Voice Output
- Distance Calibration by Atmospheric Pressure
- Adjustable Loft Angles
- Target Mode for Accurate Distance Exercise

Package Contents

- SC300i/Remote/USB Cable/USB Cover/User Manual
- Pouch sold separately

► Positioning



- Range : 10-370 Y

- For Indoor net use have at least 6 ½ feet from ball to net

► Product Components



Remote Control

Function selection button

Club selection button



- Mode : Practice/Target (Distance Control)
- Unit : Yards/Meters
- LANGUAGE (voice) : Setting (ENG / KOR / JPN)
- Volume : Volume levels ranging from 0-5
- Loft : Adjustable lofts to match your club specs
- Target : Set target carry distance (5 yard increments)
- Club Selection : For fairway and utility woods, press button repeatedly until reaching your desired club
- Carry/Total : Set device to show carry or total distance

► Terminology



► Basic Usage

Button	One Click	Press and Hold
Mode / Power	Mode Setting (Practice ←→ Target)	Power (On / Off)
Club / Loft Angle	Club Selection	Loft Angle Setting (+ / -)
+ / Distance	Increase Volume	Practice Mode: Carry or Total Distance Target Mode: Choose target distance in 5 yard increments
- / Unit	Decrease Volume	Change between yards / meters

► Club Selection

- SC300i Unit : On the device, press the Loft Angle button repeatedly until you reach your desired club
W1(DRIVER) ► W3 ► W4 ► W5 ► W6 ► W7 ► U3 ► U4 ► U5
► U6 ► U7 ► I3 ► I4 ► I5 ► I6 ► I7 ► I8 ► I9 ► PW ► GW ► SW ► LW
- SC300i Remote : Select desired club (for fairway woods and utility, press button repeatedly until reaching desired club)

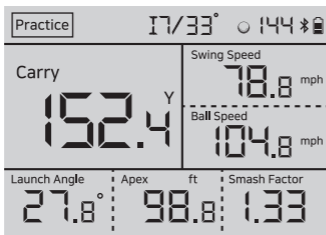
► Reset Shot Data

- (Device turned off) While holding down the "+" button, press the "Mode" button (more than 2 seconds) → 'DEL' will appear on the screen → Press the "-" button → Reset complete

* Once the reset completes, entire shot data will be deleted, and cannot be undone
(App data need to be deleted separately)

► Practice Mode

- Displays immediate feedback: Carry/Total distance, swing speed, ball speed, smash factor, apex, launch angle

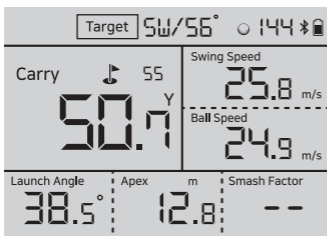


- ◀ - Club: I7
- Loft Angle: 33°
- Total Shots: 144
- Bluetooth Enabled
- Carry: 152.4 yards
- Swing Speed: 78.8 mph
- Ball Speed: 104.8 mph
- Launch Angle: 27.8°
- Apex: 98.8 ft
- Smash Factor: 1.33

► Target Mode: Allows player to choose desired target distance

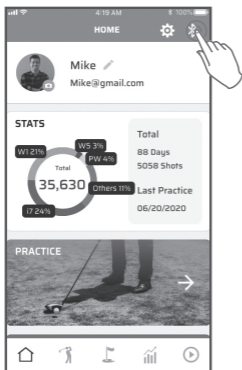
* Irons & Wedges Only

- Choose desired distance for practice between 15 and 195 yards in 5 yard increments
- Using the SC300i device, press the Mode button to place in target mode
Then hold + button until only flag and yardage are shown
Then use +/- button to set yardage
- Using the SC300i remote, use Mode button to choose target and then +/- button to set yardage

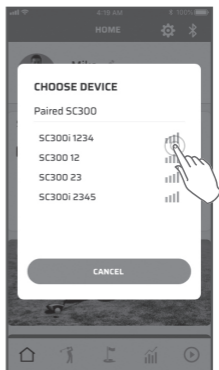


- ◀ - Club: SW
- Loft Angle : 56°
- Total Shots : 144
- Bluetooth Enabled
- Target Distance : 55 yards
- Carry : 50.7 yards
- Swing Speed : 25.8m/s
- Ball Speed : 24.9m/s
- Launch Angle : 38.5°
- Apex : 12.8m

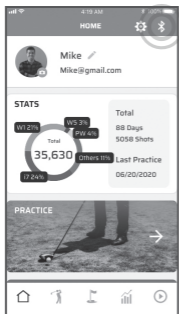
▶ Bluetooth Connection



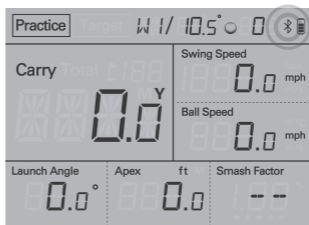
Step 1. Select Bluetooth Icon on the App



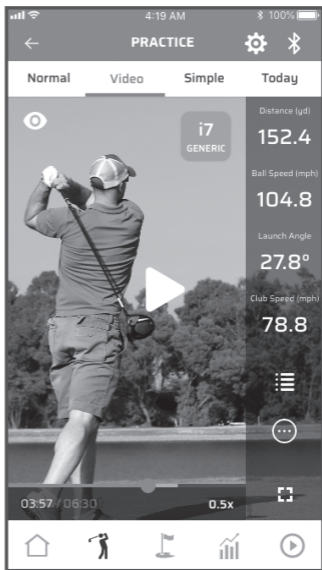
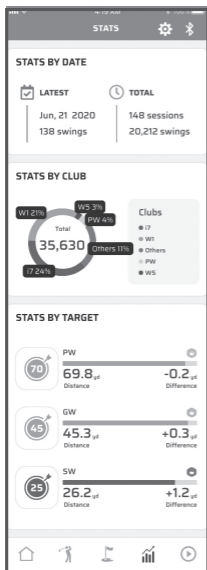
Step 2. Choose SC300i



STEP 3. Bluetooth Enabled



► App Key Features



Video Record / Playback

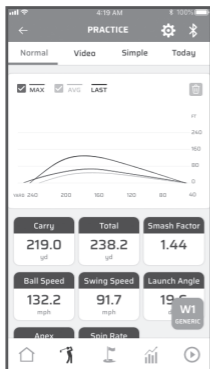
- Video record of your swing and playback
- Provides shot data from stored video

Statistics / Analysis

- Shot Analysis by Club and by Date range
- Statistics by Mode (Practice and Target)

* The image of the APP is subject to change when the firmware is updated.

► App Key Features

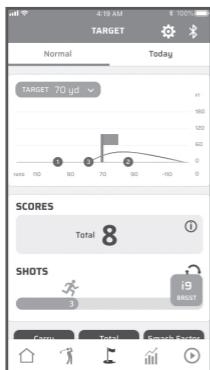


Practice Mode

- Real-time feedback of shots with graph
- Distance, Launch Angle, Apex, Ball Speed, Swing Speed, Smash Factor, and Spin Rate

* Spin rate : i9, PW, GW, SW, LW are not supported

* The image of the APP is subject to change when the firmware is updated.



Target Mode (Irons and Wedges only)

- Practice for precise target distance
- Scoring for each shot
- Target range (15 yds to 195 yds)

► Specification

Sensor	Frequency	k band 24 GHz
	Method	Doppler Radar Sensor
Power	Battery	Rechargeable-Lithium 5000mAh
	Charging Time	Approx. 6 hours
	Usage Time	Approx. 20 hours (It may vary depending on how you use it)
Size	Dimension	164(W) x 118.2(H) x 29.5(D) mm
	Weight	Approx. 434.5g (including battery)
	Operating Temperature	10°C ~ 50°C
Range	Positioning	5 feet behind the ball on same level
	Measuring Range	10 - 370 yards (Carry)

► Battery Maintenance

- Only charge device for recommended time
- Do not leave on charger overnight or for extended periods of time
- For storing in off season keep at 40-50% charge and periodically check for battery percentage (Do not store unit when battery is 100% or when completely drained to 0%)

► SC Setup Guide / FAQ

- Place SC300i approximately 5 feet behind ball
- If shots are not detected, place SC300i slightly further away from the ball
- For indoor net use have at least 6 ½ feet from the ball to the net
- Make sure the ball and your Swing Caddie are on the same level. 1 inch can make a difference
- Specific Ball Type: Some balls (Range balls, Limited flight, Practice balls) are made to fly shorter due to material used so readings can be inaccurate
- Factors of roll and slope and not calculated and can cause inaccuracies
Check to see if your unit is in Carry or Total Distance



SWING CADDIE
SC300i

Caution

This device complies with Part 15 of the FCC Rules. Operation is subject to the following two conditions: (1) this device may not cause harmful interference, and (2) this device must accept any interference received, including interference that may cause undesired operation.

This equipment has been tested and found to comply with the limits for a Class B digital device, pursuant to part 15 of the FCC Rules.

These limits are designed to provide reasonable protection against harmful interference in a residential installation. This equipment generates, uses and can radiate radio frequency energy and, if not installed and used in accordance with the instructions, may cause harmful interference to radio communications. However, there is no guarantee that interference will not occur in a particular installation. If this equipment does cause harmful interference to radio or television reception, which can be determined by turning the equipment off and on, the user is encouraged to try to correct the interference by one or more of the following measures:

- Reorient or relocate the receiving antenna.
- Increase the separation between the equipment and receiver.
- Consult the dealer or an experienced radio/TV technician for help.

Any changes or modifications not expressly approved by the party responsible for compliance could void the user's authority to operate this equipment. This device must not be co-located or operating in conjunction with any other antenna or transmitter.

The antenna(s) must be installed such that a minimum separation distance of at least 20cm is maintained between the radiator (antenna) and all persons at all times.

CE Statement

► Simplified EU Declaration of Conformity

Hereby, VC Inc. declares that the radio equipment type Swing Caddie Is in compliance with Directive 2014/53/EU. The full text of the EU declaration of conformity is available at the following internet address : voicercaddie.com/manual-download/voice-caddie-sc300i-users-manual/

► RF Exposure

The antenna (or antennas) must be installed so as to maintain at all times a distance minimum of at least 20cm between the radiation source (antenna) And any individual.

FCC Statement

► Supplier's Declaration of Conformity

Unique Identifier : SWING CADDIE SC300i

Responsible Party – U.S. Contact Information

Voice Caddie

Street Address : 13951 Valley View Ave.

City, State : La Mirada, CA

Postal Code : 90638

United States : United States

Telephone number or internet contact information :

562-926-3978 / support@voicercaddie.com

Warranty

One Year Limited Warranty

Voice Caddie warrants this hardware product against defects in materials and workmanship for a period of one year from the date of original retail purchase. If a defect exists, at its option Voice Caddie will (1) repair the product at no charge, (2) exchange the product with a product that is new or like-new and is at least functionally equivalent to the original product, or (3) refund the purchase price of the product. Voice Caddie shall have no obligation to repair, replace or refund until the customer returns the defective product to Voice Caddie. This Warranty does not apply: (1) to damage caused by accident, abuse, misuse, misapplication, or non-Voice Caddie products; (2) to damage caused by service performed by anyone who is not a Voice Caddie Authorized Service Provider; or (3) to a product or part that has been modified without the written permission of Voice Caddie

Product Name	Swing Caddie	Warranty Period	
Model Name	SC300	1 Year after the date of purchase (Excludes battery and other components)	
Serial Number			
Purchase Date			
Purchaser's Address			
Full Name		Date	

Power	Rechargeable-Lithium 5000mAh
Battery	About 20 hours
Dimension	164 W x 118.2 H x 29.5 D (mm)
Weight	Approx. 434.5g (including battery)
Operating Temperature	10'c -50'c

► Notes

- The range of the remote control may be reduced in direct sunlight
- It is recommended that the unit and ball be placed at the same level on the floor/mat

► Voice Caddie Customer Service

Toll Free: 1-888-939-3978

Email: support@voicercaddie.com

Website: www.voicercaddie.com, www.swingcaddie.com

13951 Valley View Ave. La Mirada, CA 90638