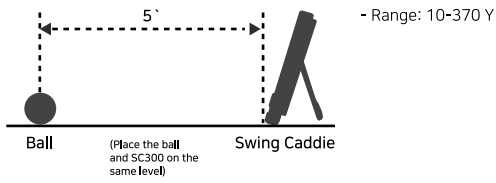


**Package Contents**

- SC300/Remote/USB Cable/USB Cover/User Manual
- Pouch sold separately

**Positioning**



**Product Components**



**Remote Control**

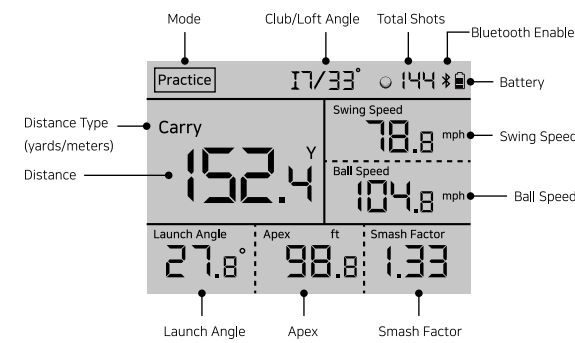
Function selection button

Club selection button



- **Mode:** Practice/Target (Distance Control)
- **Unit:** Yards/Meters
- **Carry/Total:** Set device to show carry or total distance
- **Volume:** Volume levels ranging from 0-5
- **Loft:** Adjustable lofts to match your club specs
- **Target:** Set target carry distance (5 yard increments)
- **Club Selection:** For fairway and utility woods, press button repeatedly until reaching your desired club

**Terminology**



**Basic Usage**

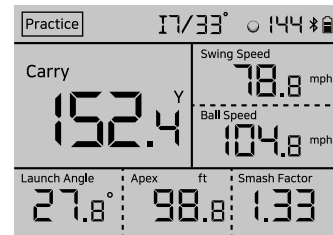
Button	One Click	Press and Hold
Mode / Power	Mode Setting (Practice ↔ Target)	Power (On / Off)
Club / Loft Angle	Club Selection	Loft Angle Setting (+ / -)
+ / Distance	Increase Volume	Practice Mode: Carry or Total Distance Target Mode: Choose target distance in 5 yard increments
- / Unit	Decrease Volume	Change between yards / meters

**Club Selection**

- **SC300 Unit:** On the device, press the Loft Angle button repeatedly until you reach your desired club (DRIVER ▶ W3 ▶ W4 ▶ W5 ▶ W6 ▶ W7 ▶ U3 ▶ U4 ▶ U5 ▶ U6 ▶ U7 ▶ B ▶ 1 ▶ 1.5 ▶ 1.6 ▶ 1.7 ▶ 1.8 ▶ 1.9 ▶ PW ▶ GW ▶ SW ▶ LW)
- **SC300 Remote:** Select desired club (for fairway woods and utility, press button repeatedly until reaching desired club)

**Practice Mode**

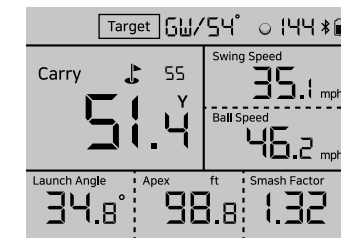
- Displays immediate feedback: Carry/Total distance, swing speed, ball speed, smash factor, apex, launch angle



- Club: I7
- Loft Angle: 33°
- Total Shots: 144
- Bluetooth Enabled
- Carry: 152.4 yards
- Swing Speed: 78.8 mph
- Ball Speed: 104.8 mph
- Launch Angle: 27.8°
- Apex: 98.8 ft
- Smash Factor: 1.33

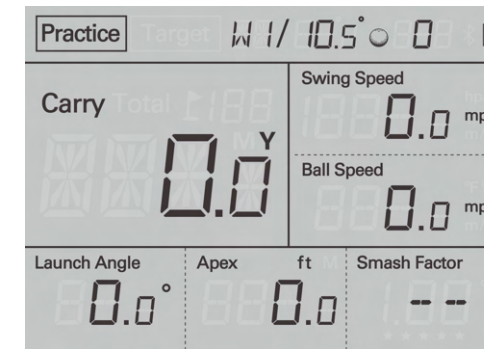
**Target Mode: Allows player to choose desired target distance**

- Choose desired distance for practice between 15 and 195 yards in 5 yard increments
- Using the SC300 device, press the Mode button to place in target mode. Then hold + button until only flag and yardage are shown. Then use +/- button to set yardage
- Using the SC300 remote, use Mode button to choose target and then +/- button to set yardage



- Club: GW
- Loft Angle: 54°
- Total Shots: 144
- Bluetooth Enabled
- Target Distance: 55 yards
- Carry: 51.4 yards
- Swing Speed: 35.1 mph
- Ball Speed: 46.2 mph
- Launch Angle: 34.8°
- Apex: 98.8 ft
- Smash Factor: 1.32

**Bluetooth Connection**



STEP 1. SC300 POWER ON

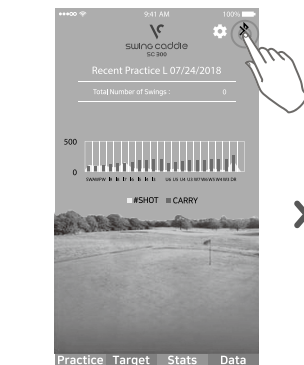
**1. Provides Metrics for Your Practice Session**

- Carry / Total Distance (Carry + Run)
- Swing Speed
- Ball Speed
- Launch Angle
- Apex
- Smash Factor

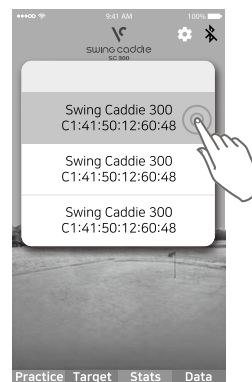
**2. Personalized Golf Launch Monitor**

- Connect with the Swing Caddie App to Provide Various Statistical Analysis and Platforms
- Distance Voice Output
- Distance Calibration by Atmospheric Pressure
- Adjustable Loft Angles
- Target Mode for Accurate Distance Exercise

**SC 300**



Step 2. Select Bluetooth Icon on the App

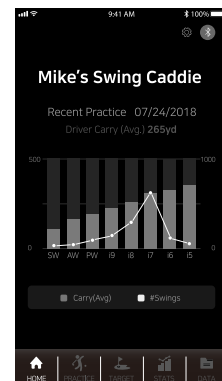


Step 3. Choose SC300



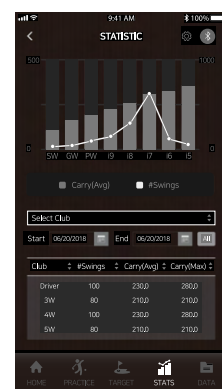
STEP 4. Bluetooth Enabled

**App Key Features**



- Distance / Shot count data by club
- Recent Practice Date

\* The image of the APP is subject to change when the firmware is updated.



- Statistics/Analysis
- Analysis of data for each practice session

\* The image of the APP is subject to change when the firmware is updated.

**App Key Features**



\* The image of the APP is subject to change when the firmware is updated.

**Practice Mode**

- Displays data for each shot
- Shot Data Displayed: Total Distance/Carry Distance/Swing Speed/Ball Speed/ Launch Angle/ Apex/Smash Factor



\* The image of the APP is subject to change when the firmware is updated.

**Target Mode (Irons and Wedges only)**

- Distance control exercise
- Defaults to 60 yards (adjust in 5 yard increments)
- Target distance ranges from 15 - 195 yards/meters

**Specification**

Sensor	Frequency	k band 24 GHz
	Method	Doppler Radar Sensor
Power	Battery	Rechargeable-Lithium 5000mAh
	Charging Time	Approx. 6 hours
Size	Usage Time	Approx. 12 hours (It may vary depending on how you use it)
	Dimension	164 (W) x 118.2 (H) x 29.5 (D)
Range	Weight	Approx. 434.5g (including battery)
	Operating Temperature	10°C ~ 50°C
	Positioning	5 feet behind the ball on same level
	Measuring Range	10 - 370 yards (Carry)

**Battery Maintenance**

- Only charge device for recommended time
- Do not leave on charger overnight or for extended periods of time
- For storing in off season keep at 40-50% charge and periodically check for battery percentage (Do not store unit when battery is 100% or when completely drained to 0%)

**SC Setup Guide / FAQ**

- Place SC300 approximately 5 feet behind ball
- If shots are not detected, place SC300 slightly further away from the ball
- For indoor net use have at least 6 1/2 feet from the ball to the net
- Make sure the ball and your Swing Caddie are on the same level, 1 inch can make a difference
- Specific Ball Type: Some balls (Range balls, Limited flight, Almost golf balls or Practice balls) are made to fly shorter due to material used so readings can be inaccurate
- Factors of roll and slope and not calculated and can cause inaccuracies. Check to see if your unit is in Carry or Total Distance



**Warranty**

One Year Limited Warranty

Voice Caddie warrants this hardware product against defects in materials and workmanship for a period of one year from the date of original retail purchase. If a defect exists, at its option Voice Caddie will (1) repair the product at no charge, (2) exchange the product with a product that is new or like-new and is at least functionally equivalent to the original product, or (3) refund the purchase price of the product. Voice Caddie shall have no obligation to repair, replace or refund until the customer returns the defective product to Voice Caddie. This Warranty does not apply: (1) to damage caused by accident, abuse, misuse, misapplication, or non-Voice Caddie products; (2) to damage caused by service performed by anyone who is not a Voice Caddie Authorized Service Provider; or (3) to a product or part that has been modified without the written permission of Voice Caddie.

Product Name	Swing Caddie	Warranty Period
Model Name	SC300	1 Year after the date of purchase (Excludes battery and other components)
Serial Number		
Purchase Date		
Purchaser's Address		
Full Name		Date

Power	Rechargeable-Lithium 5000mAh
Battery	About 12 hours
Dimension	164 W x 118.2 H x 29.5 D (mm)
Weight	Approx. 434.5g (including battery)
Operating Temperature	10°C ~ 50°C

**Notes**

- The range of the remote control may be reduced in direct sunlight
- It is recommended that the unit and ball be placed at the same level on the floor/mat

**Voice Caddie Customer Service**

Toll Free: 1-888-939-3978  
 Email: support@voicercaddie.com  
 Website: www.voicercaddie.com, www.swingcaddie.com  
 13951 Valley View Ave. La Mirada, CA 90638